

Grandeur Peak Global Stalwarts Fund

Investor Class (GGSOX)

Annual Shareholder Report - April 30, 2025



Fund Overview

This annual shareholder report contains important information about Grandeur Peak Global Stalwarts Fund for the period of May 1, 2024 to April 30, 2025. You can find additional information about the Fund at <https://grandeurpeakglobal.com/literature/>. You can also request this information by contacting us at 1.855.377.7325 (PEAK). **This report describes changes to the Fund that occurred during the reporting period.**

What were the Fund's costs for the last year?

(based on a hypothetical \$10,000 investment)

Class Name	Costs of a \$10,000 investment	Costs paid as a percentage of a \$10,000 investment
Investor Class	\$136	1.35%

How did the Fund perform during the reporting period?

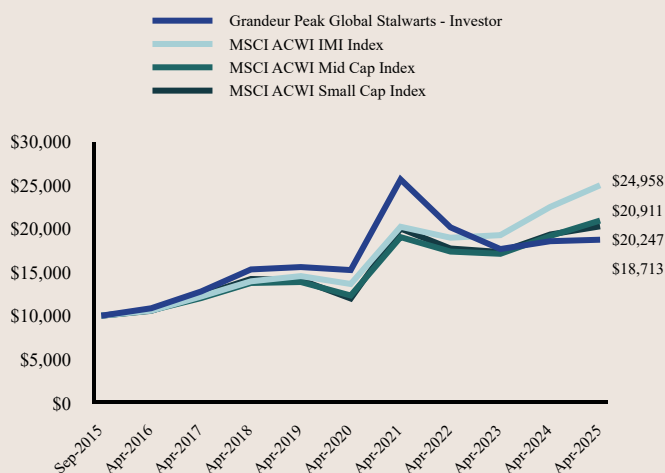
The Grandeur Peak Global Stalwarts Fund's Investor Class ended the twelve-month period from 5/1/24 to 4/30/25 with a +0.66% return. The Fund underperformed the MSCI ACWI Mid Cap Index, which posted a +9.24% return. The positive return is mainly attributed to strong performance in industrial stocks from a sector perspective, and Japanese stocks from a country perspective. The underperformance compared to the benchmark is attributed to a large underweight and underperformance in US stocks. Other detractors were overweights and underperformance in technology and consumer discretionary stocks. Underperformance in financial stocks was the other main sector detractor. Comparing the Fund to the benchmark stylistically, the Fund faced the headwind of value outperforming growth.

Fund Statistics

Net Assets	\$86,058,975
Number of Portfolio Holdings	104
Advisory Fee (net of waivers)	\$925,760
Portfolio Turnover	79%

How has the Fund performed since inception?

Total Return Based on \$10,000 Investment



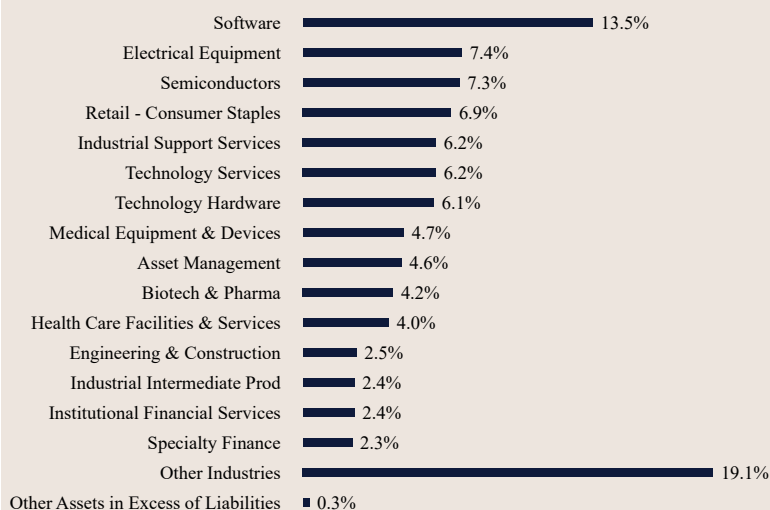
Average Annual Total Returns

	1 Year	5 Years	Since Inception (September 1, 2015)
Grandeur Peak Global Stalwarts - Investor	0.66%	4.15%	6.67%
MSCI ACWI IMI Index	11.07%	12.85%	9.93%
MSCI ACWI Mid Cap Index	9.24%	11.17%	7.93%
MSCI ACWI Small Cap Index	4.84%	11.08%	7.57%

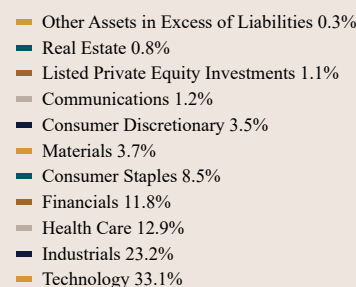
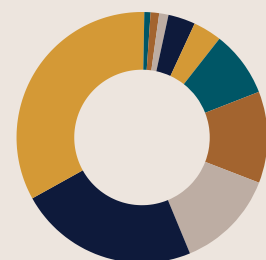
The Fund's past performance is not a good predictor of how the Fund will perform in the future. The graph and table do not reflect the deduction of taxes that a shareholder would pay on fund distributions or redemption of fund shares.

What did the Fund invest in?

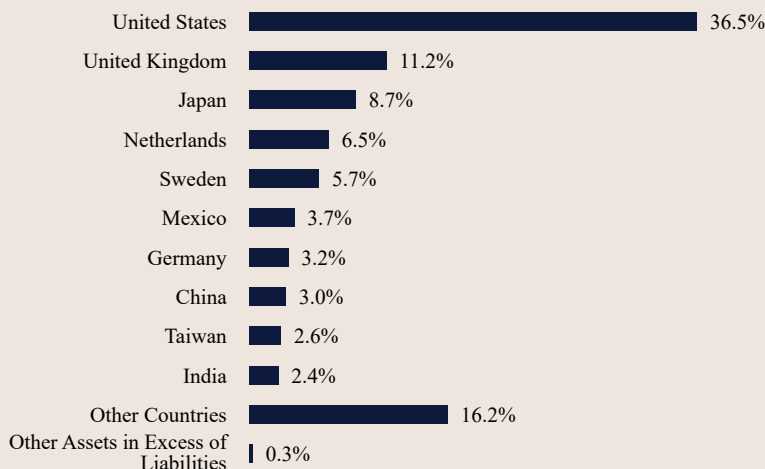
Industry Weighting (% of net assets)



Sector Weighting (% of net assets)



Country Weighting (% of net assets)



Top 10 Holdings (% of net assets)

Holding Name	% of Net Assets
B & M European Value Retail SA	3.8%
Silergy Corp	3.0%
Core & Main, Inc., Class A	2.5%
BayCurrent Consulting, Inc.	2.0%
JTC plc	2.1%
Topicus.com, Inc.	2.0%
Japan Elevator Service Holdings Company Ltd.	2.0%
Diploma plc	2.0%
Visional Inc	2.0%
Dino Polska SA	1.9%

Go Paperless! Update your communication preferences on our website, www.grandeurpeakglobal.com, or call 1-855-377-7325 (PEAK).

Material Fund Changes

This is a summary of certain changes to the Fund since May 1, 2024. For more complete information, you may review the Fund's next prospectus, which we expect to be available September 1, 2025 or upon request at 1.855.377.7325. Effective January 1, 2025 through December 31, 2025, the Adviser is voluntarily waiving 0.05% of its management fee.

Where can I find additional information about the Fund?

Additional information is available on the Fund's website (<https://grandeurpeakglobal.com/literature/>), including its:

- Prospectus
- Financial information
- Holdings
- Proxy voting information

TSR-AR 043025-GGSOX



Grandeur Peak Global Stalwarts Fund - Investor Class (GGSOX)
Annual Shareholder Report - April 30, 2025